



$$1. |3(8 + 3) - 6| + |-2(8 - 4)| \quad 35 \checkmark$$

$$2. |-5(-12 - 8)| + |-42| \quad 142 \checkmark$$

$$3. |-5(15 + 8)| + 13 \quad 128 \checkmark$$

$$4. |5(-6 - 4) - 10| + |-2(3 + 5)| \quad 76 \checkmark$$

$$5. |8(12 + 2) + 20| + |6(-8 - 5)| \quad 210 \checkmark$$

$$7. (|-25|)(|-6 - 4|) \quad 30 \checkmark$$

$$8. |10(16 - 25)| - |-8 + 12| \quad 86 \checkmark$$

$$9. |12 - 20| + |16 + 8| + |-22 - 6| \quad 60 \checkmark$$

**Pre-Calculus 110**

**Unit 6: Absolute Value Functions and Equations**

**May 15, 2019: Day #2**

1. Any Questions?

p. 363-367

#1 ace, 2, 4, 5, 6 acde, 7 ace, 8, 10, 12, 14, 18, 21, 22, 23


### **Curriculum Outcomes**

AN1: Demonstrate an understanding of the absolute value of real numbers.

RF2. Graph and analyze absolute value functions (limited to linear and quadratic functions) to solve problems.

7.2

## Absolute Value Functions



Stroboscopic photography involves using a flashing strobe light and a camera with an open shutter. You must take stroboscopic photographs in darkness so that every time the strobe flashes, you take a still image of a moving object at that instant. Shown here is a stroboscopic photograph following the path of a bouncing ball. To measure the total vertical distance the ball travels as it bounces over a certain time interval, use the absolute value of the function that models the height over time. What type of function would you use to model the height of this bouncing ball over time?

**Investigate Absolute Value Functions**

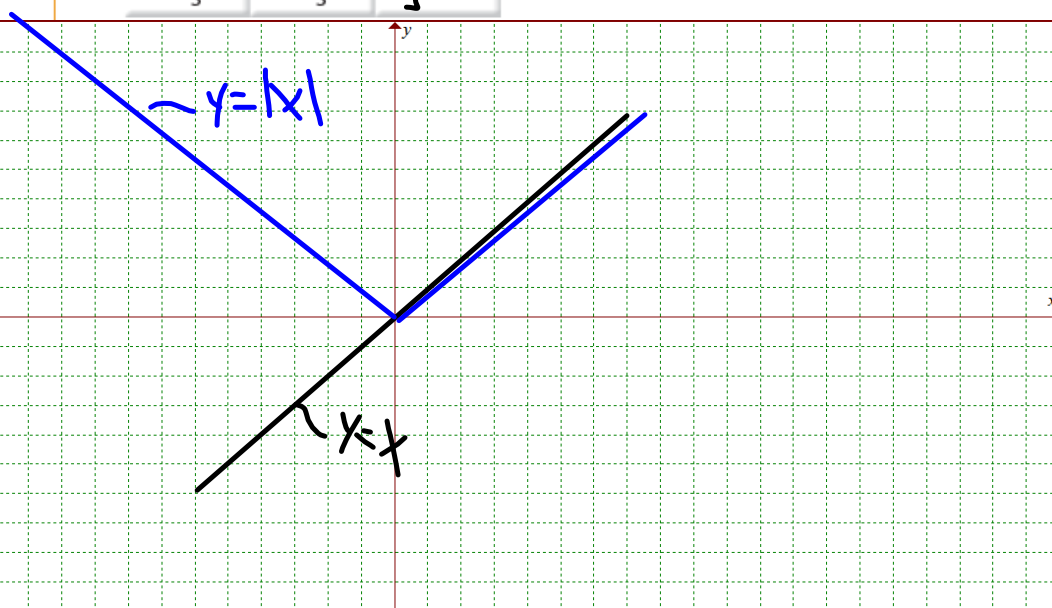
In this activity, you will explore the similarities and differences between linear, quadratic, and absolute value functions.

**Part A: Compare Linear Functions With Corresponding Absolute Value Functions**

Consider the functions  $f(x) = x$  and  $g(x) = |x|$ .

1. Copy the table of values. Use the values of  $f(x)$  to determine the values of  $g(x)$  and complete the table.

$x$	$f(x)$	$g(x)$
-3	-3	3
-2	-2	2
-1	-1	1
0	0	0
1	1	1
2	2	2
3	3	3



**Reflect and Respond**

3. Which characteristics of the two graphs are similar and which are different?
4. From the graph, explain why the absolute value relation is a function.
5.
  - a) Describe the shape of the graph of  $g(x)$ .
  - b) If you could sketch the graph of  $g(x)$  using two linear functions, what would they be? Are there any restrictions on the domain and range of each function? If so, what are they?

**Part B: Compare Quadratic Functions With Corresponding Absolute Value Functions**

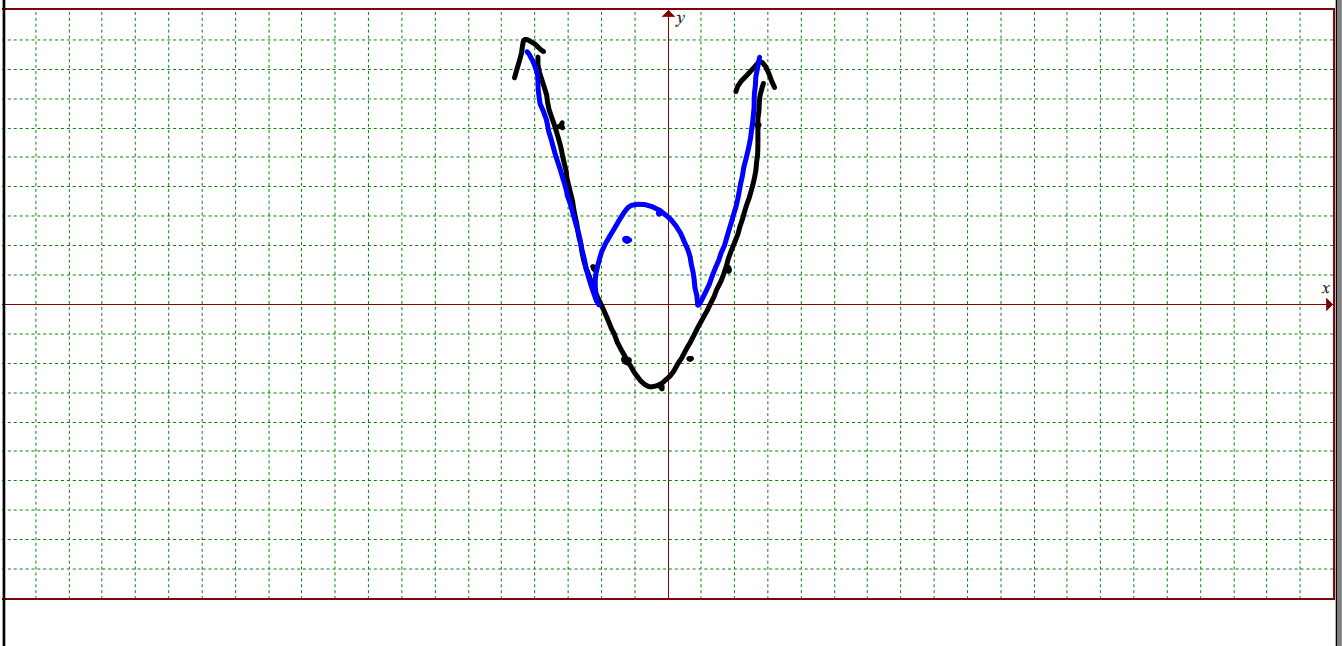
Consider the functions  $f(x) = x^2 - 3$  and  $h(x) = |x^2 - 3|$ .

6. Copy the table of values. Use the values of  $f(x)$  to determine the values of  $h(x)$  and complete the table.

$x$	$f(x)$	$h(x)$
-3	6	6
-2	1	1
-1	-2	2
0	-3	3
1	-2	2
2	1	1
3	6	6

When are the values of  $f(x)$  and  $h(x)$  the same and when are they different?

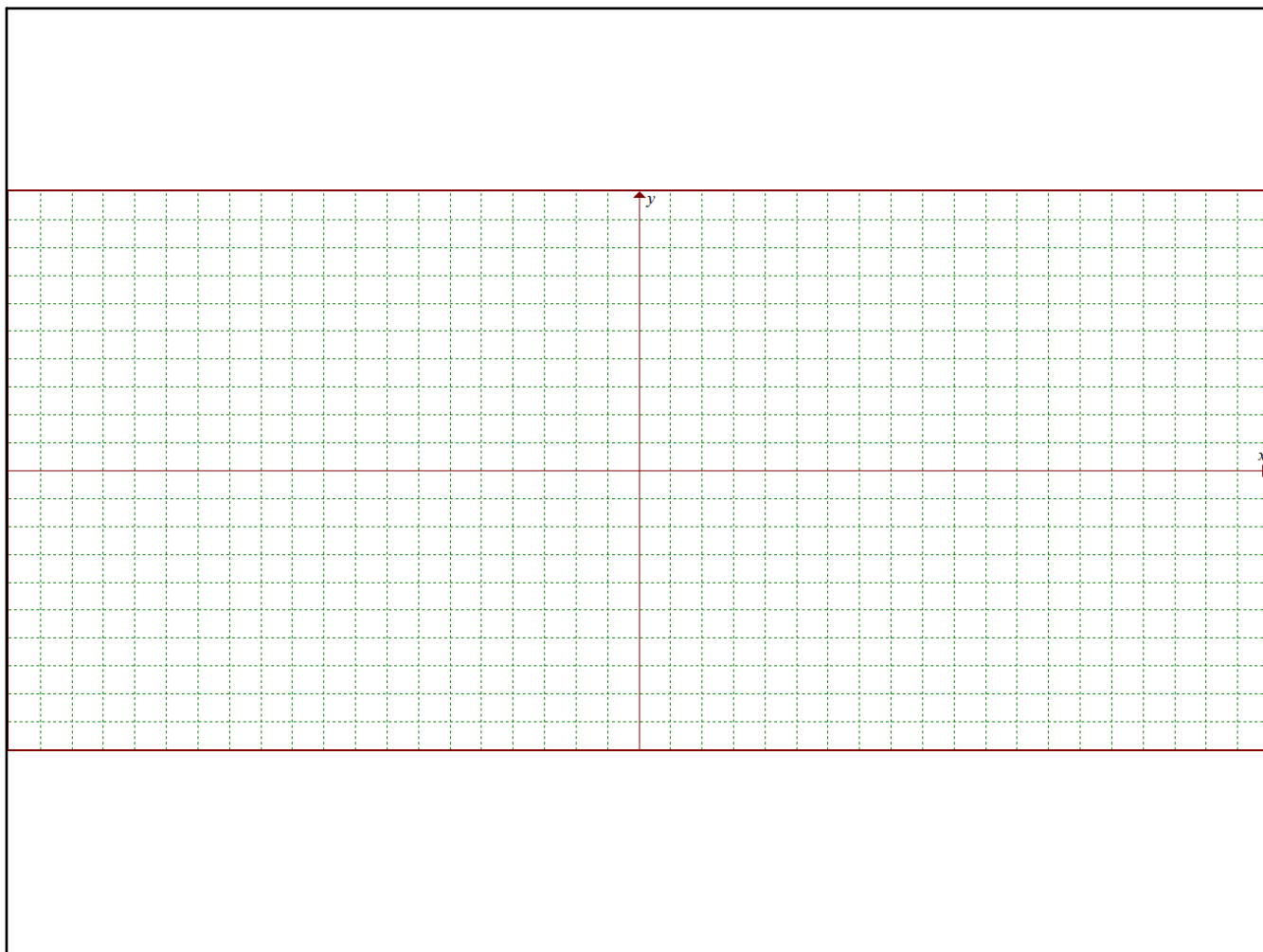
7. Use the coordinate pairs to sketch the graphs of  $f(x)$  and  $h(x)$  on the same grid.



**Reflect and Respond**

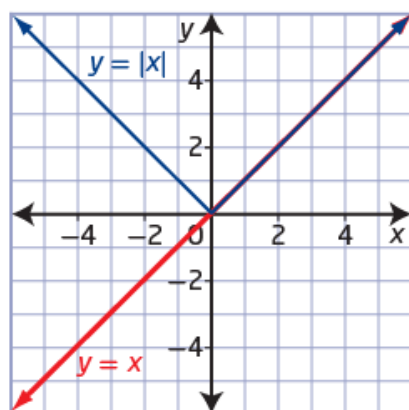
8. Which characteristics of the two graphs are similar and which are different?
9. **a)** For what values of  $x$  are the graphs of  $f(x)$  and  $h(x)$  the same? different?
  - b)** If you could sketch the graph of  $h(x)$  using two quadratic functions, what would they be? Are there any restrictions on the domain and range of each function? If so, what are they?
10. Describe how the graph of a linear or quadratic function is related to its corresponding absolute value graph.





**absolute value function**

- a function that involves the absolute value of a variable

**piecewise function**

- a function composed of two or more separate functions or *pieces*, each with its own specific domain, that combine to define the overall function
- the absolute value function  $y = |x|$  can be defined as the piecewise function

$$y = \begin{cases} x, & \text{if } x \geq 0 \\ -x, & \text{if } x < 0 \end{cases}$$

### Example 1

#### Graph an Absolute Value Function of the Form $y = |ax + b|$

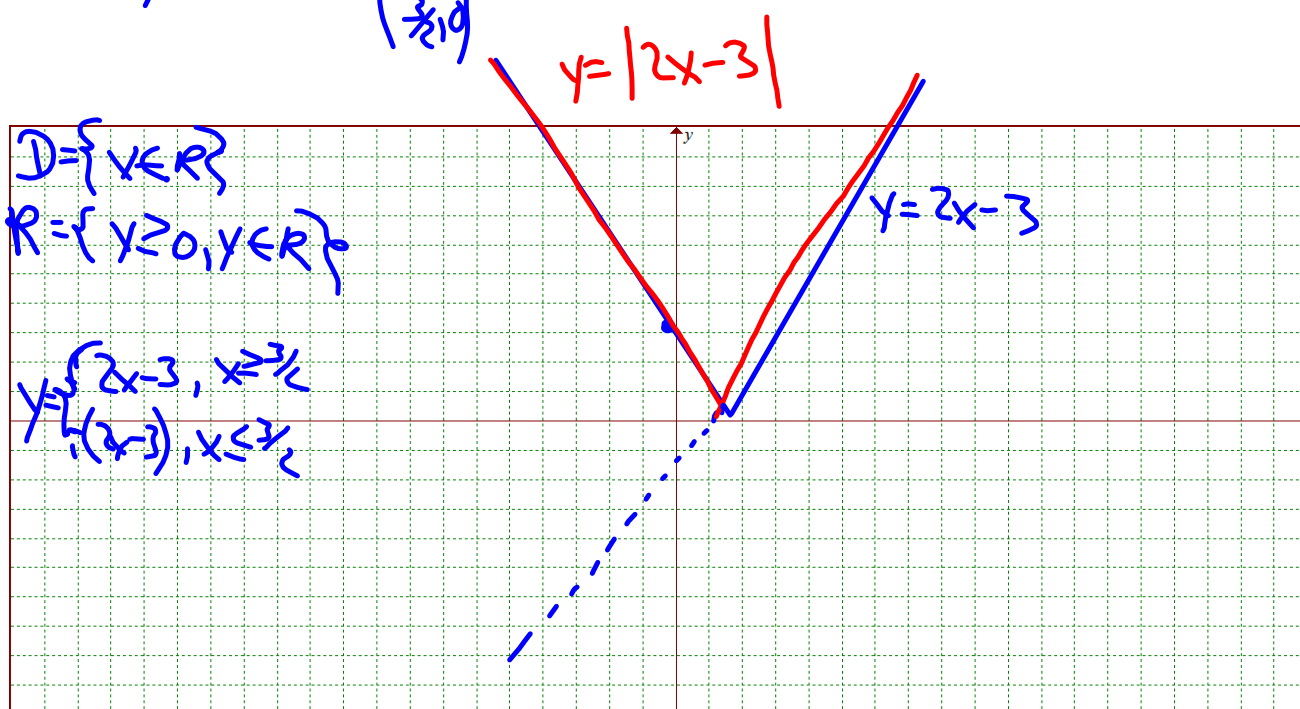
Consider the absolute value function  $y = |2x - 3|$ .

- Determine the y-intercept and the x-intercept.
- Sketch the graph.
- State the domain and range.
- Express as a piecewise function.

$$\begin{array}{ll} \text{a) let } x=0 & \text{let } y=0 \\ y = |2(0)-3| & 0 = |2x-3| \\ x = |-3| & 2x-3=0 \\ \text{y-int } (0,3) & 2x=3 \\ & x = \frac{3}{2} \\ & \left(\frac{3}{2}, 0\right) \end{array}$$

$$\begin{array}{l} D = \{x \in \mathbb{R}\} \\ R = \{y \geq 0, y \in \mathbb{R}\} \end{array}$$

$$y = \begin{cases} 2x-3, & x \geq \frac{3}{2} \\ -(2x-3), & x \leq \frac{3}{2} \end{cases}$$



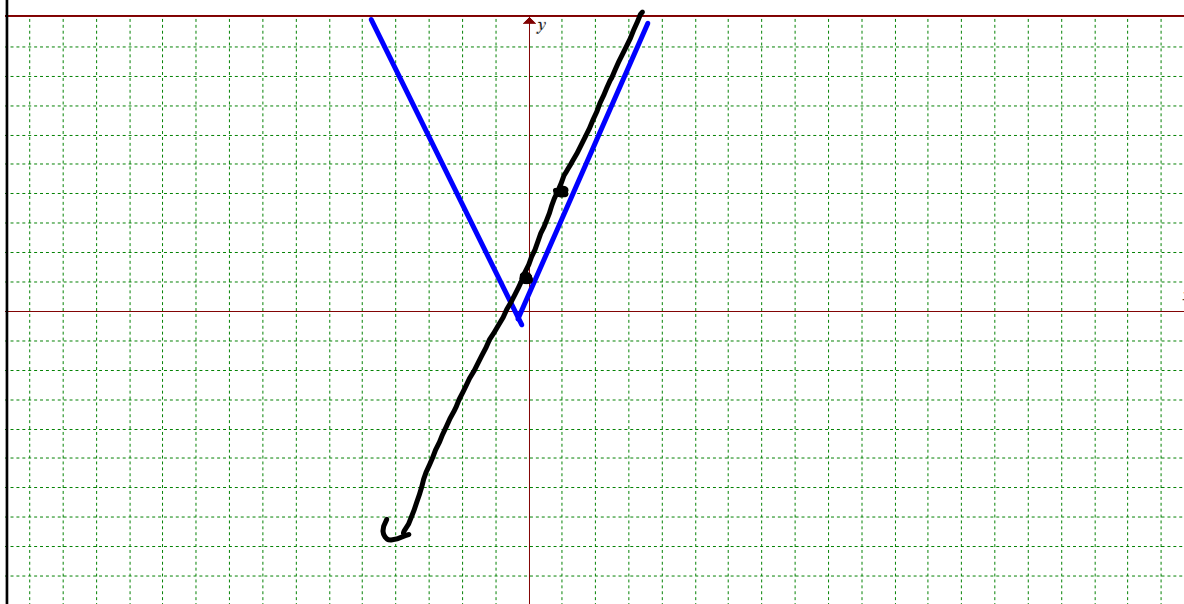
**Your Turn**

Consider the absolute value function  $y = |3x + 1|$ .

- Determine the y-intercept and the x-intercept.
- Sketch the graph.
- State the domain and range.
- Express as a piecewise function.

$$y = 3x + 1$$

$$\begin{pmatrix} 0, 1 \\ 1, 4 \end{pmatrix}$$

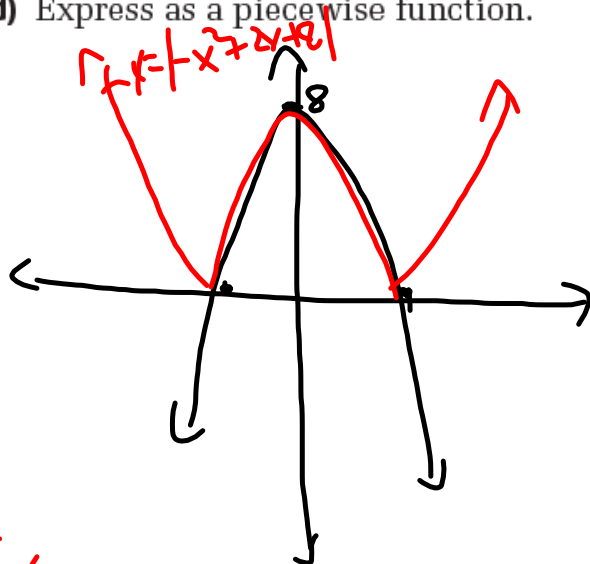


## Example 2

### Graph an Absolute Value Function of the Form $f(x) = |ax^2 + bx + c|$

Consider the absolute value function  $f(x) = |-x^2 + 2x + 8|$ .

- Determine the y-intercept and the x-intercepts.
- Sketch the graph.
- State the domain and range.
- Express as a piecewise function.



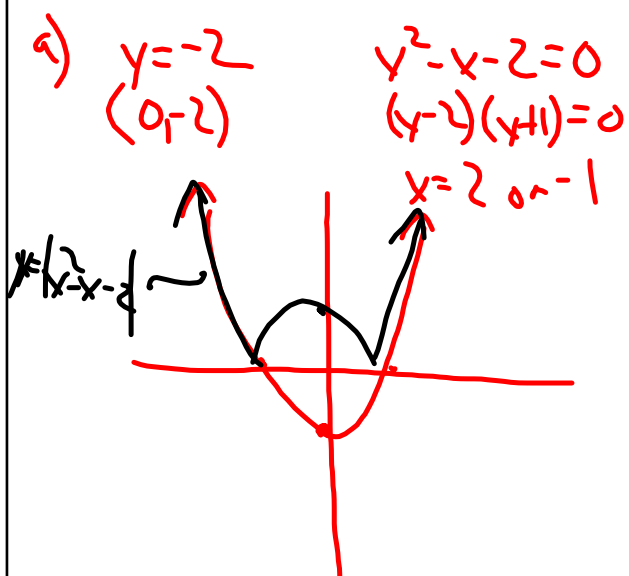
$$\begin{aligned}
 & y \text{ int} = 8 \\
 & x \text{ int} \\
 & -x^2 + 2x + 8 = 0 \\
 & x^2 - 2x - 8 = 0 \\
 & (x-4)(x+2) = 0 \\
 & x = 4, -2
 \end{aligned}$$


$$\left\{ \begin{array}{l}
 -(x^2 - 4) \quad x < -2 \\
 -x^2 + 2x + 8 \quad -2 \leq x \leq 4 \\
 -(x^2 - 2x + 8) \quad x > 4
 \end{array} \right.$$

**Your Turn**

Consider the absolute value function  $f(x) = |x^2 - x - 2|$ .

- Determine the y-intercept and the x-intercepts.
- Sketch the graph.
- State the domain and range.
- Express as a piecewise function.






Minimum Preparation:

 p. 375-378

# 1 a, 2, 3, 4, 5ac, 6ace, 7ab, 8ace, 9, 10,  
11ac, 12, 13, 15, 17, 19





## Attachments

---

Standard Form Demor.GSP

Warm ups.notebook